



# अमृत महा आवास अभियान २०२२-२३

## दैनिक प्रगती अहवाल : १९.०४.२०२३

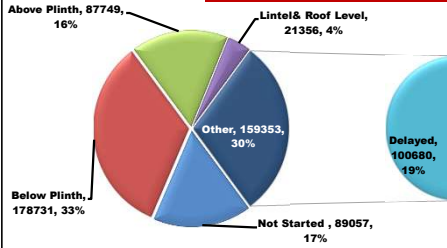
प्रधानमंत्री आवास योजना ग्रामीण – मंजूरी, पूर्ण घरकुले, हप्ते वितरण, भूमिहीन, आर्थिकदृष्ट्या अपुर्ण  
राज्य पुरस्कृत ग्रामीण आवास योजना – मंजूरी, पूर्ण घरकुले, हप्ते वितरण, आर्थिकदृष्ट्या अपुर्ण

योजना	एकूण मंजूरी	दैनिक मंजूरी	एकूण पूर्ण	दैनिक पूर्ण घरकुले	दैनिक पहिला हप्ता वितरित	दैनिक दुसरा हप्ता वितरित	दैनिक तिसरा हप्ता वितरित
प्रधानमंत्री आवास योजना ग्रामीण	१४१११०९	४७	१०३४६६१	६७८	४२६	१८३७	१४५९
राज्य योजना	५५३३९८	१०९२	४०१७४२	२७९	८	१५	२१
एकूण	१९६४५०७	११३९	१४३६४०३	९४९	४३४	१८५२	१४८०

PMAY-G Completion Progress Bar

73.3%

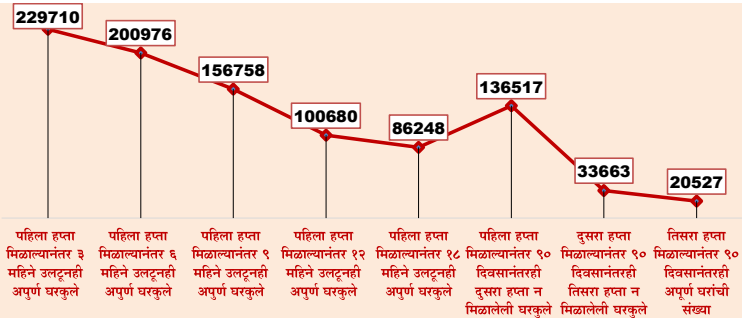
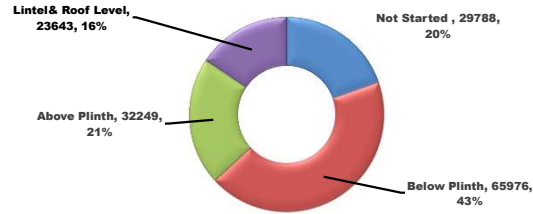
PMAY-G: Incomplete Houses bifurcation



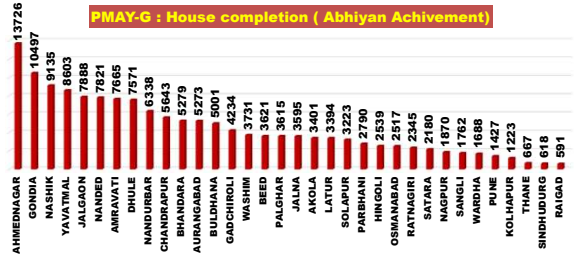
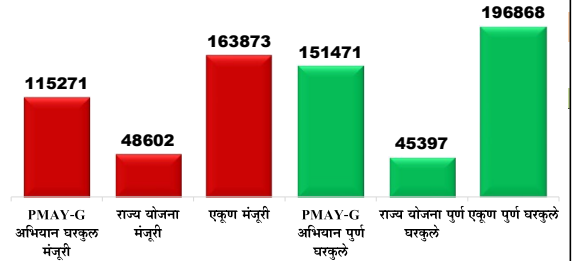
State Schemes Progress Bar

72.6%

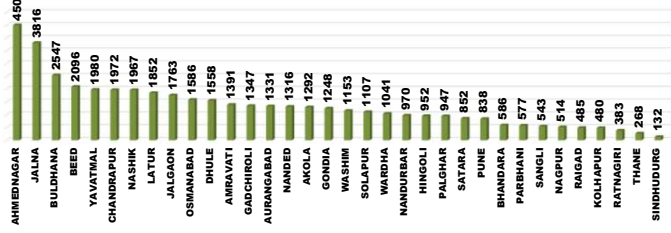
State Schemes: Incomplete Houses bifurcation



Abhiyan Achievement Day 150



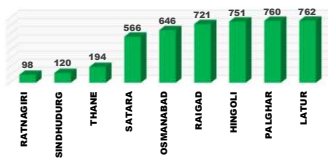
State Schemes: House completion (Abhiyan Achievement)



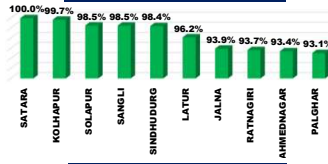
राज्य व्यवस्थापन कक्ष- ग्रामीण गृहनिर्माण  
४ था मजला, दक्षिण कक्ष, सिडको भवन, सीबीडी बेलापूर, नवी मुंबई - ४०० ६१४.

# Top and Bottom Ten Districts

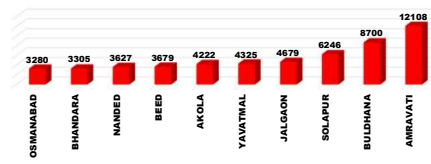
**PMAY-G Delayed Houses TOP 10 Dist.**



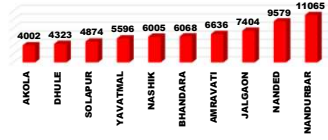
**State Schemes Sanction TOP 10 Dist.**



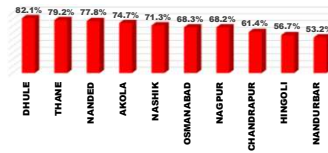
**PMAY-G Remaining 1st Installments Bottom 10 Dist.**



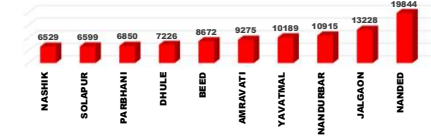
**PMAY-G Delayed Houses Bottom 10 Dist.**



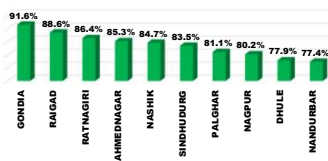
**State Schemes Sanction Bottom 10 Dist.**



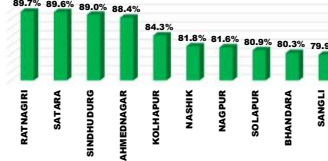
**PMAY-G Remaining 2nd Installments Bottom 10 Dist.**



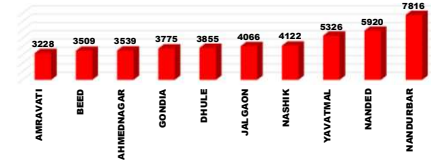
**PMAY-G Completion TOP 10 Dist.**



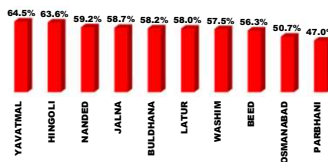
**State Schemes Completion TOP 10 Dist.**



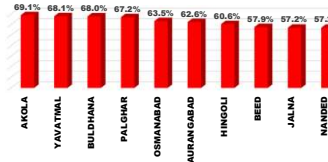
**PMAY-G Remaining 3rd Installments Bottom 10 Dist.**



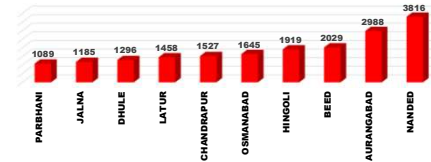
**PMAY-G Completion Bottom 10 Dist.**



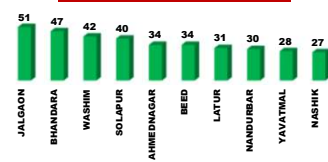
**State Schemes Completion Bottom 10 Dist.**



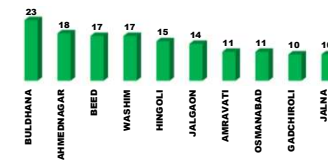
**State Schemes Remaining 1st Installments Bottom 10 Dist.**



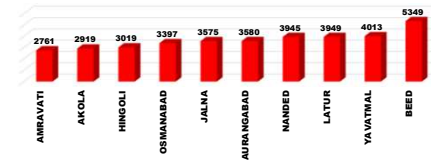
**PMAY-G Daily Completion Top 10 Dist.**



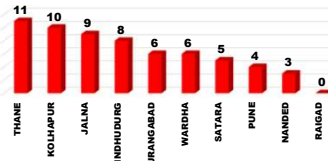
**State Schemes Daily Completion Top 10 Dist.**



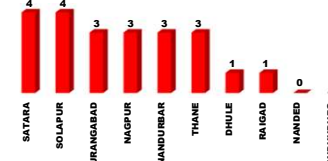
**State Schemes Remaining 2nd Installments Bottom 10 Dist.**



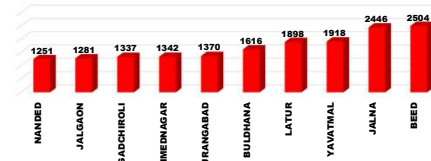
**PMAY-G Daily Completion Bottom 10 Dist.**



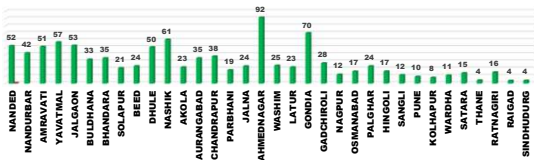
**State Schemes Daily Completion Bottom 10 Dist.**



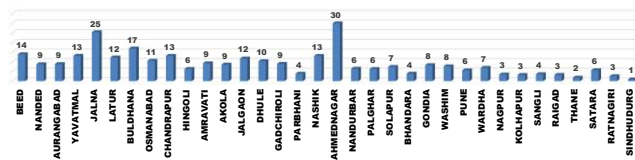
**State Schemes Remaining 3rd Installments Bottom 10 Dist.**



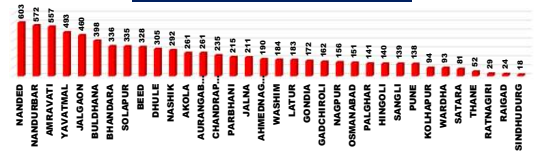
**PMAY-G : Current Pace of Completion Per Day (Abhiyan)**



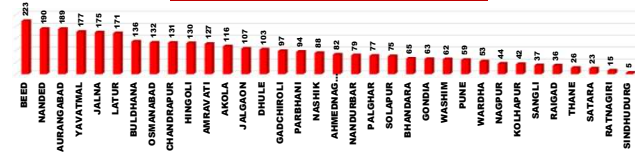
**State Schemes : Current Pace of Completion Per Day (Abhiyan)**



**PMAY-G Required Pace of Completion Per Day**



**State Schemes Required Pace of Completion Per Day**



प्रधानमंत्री आवास योजना ग्रामीण - मंजूरी (PWL+Awaas Plus)

Sr. No.	Division	Target (PWL+Awaas Plus)	18.04.2023	19.04.2023	Daily_Achievement	Remaining
1	NASHIK DIV.	414763	413738	413720	29	1043
2	PUNE DIV.	124989	124208	124215	9	774
3	NAGPUR DIV.	292183	291579	291575	6	608
4	AMRAVATI DIV.	275030	274549	274552	3	478
5	AURANGABAD DIV.	238069	237451	237409	0	660
6	KONKAN DIV.	69786	69638	69638	0	148
<b>Total</b>		<b>1414820</b>	<b>1411163</b>	<b>1411109</b>	<b>47</b>	<b>3711</b>

Sr. No.	District	Target (PWL+Awaas Plus)	18.04.2023	19.04.2023	Daily_Achievement	Remaining
1	JALGAON	79749	79423	79446	23	303
2	SOLAPUR	49468	48854	48862	8	606
3	GADCHIROLI	31698	31612	31618	6	80
4	AHMEDNAGAR	60792	60754	60758	4	34
5	DHULE	64979	64915	64917	2	62
6	YAVATMAL	65355	65180	65182	2	173
7	AMRAVATI	95712	95462	95463	1	249
8	SANGLI	21932	21781	21782	1	150
9	AKOLA	48792	48778	48778	0	14
10	AURANGABAD	36795	36666	36666	0	129
11	BULDHANA	44767	44732	44732	0	35
12	CHANDRAPUR	43124	43010	43010	0	114
13	GONDIA	96492	96142	96142	0	350
14	HINGOLI	18109	18083	18083	0	26
15	JALNA	24039	24022	24022	0	17
16	KOLHAPUR	17685	17685	17685	0	0
17	NAGPUR	37113	37102	37102	0	11
18	NANDED	69533	69460	69460	0	73
19	NANDURBAR	119521	118941	118941	0	580
20	OSMANABAD	14506	14394	14394	0	112
21	PALGHAR	35312	35185	35185	0	127
22	PARBHANI	19097	19060	19060	0	37
23	PUNE	20544	20531	20531	0	13
24	RAIGAD	9831	9822	9822	0	9
25	RATNAGIRI	9896	9890	9890	0	6
26	SINDHUDURG	5142	5142	5142	0	0
27	THANE	9605	9599	9599	0	6
28	WARDHA	18645	18621	18621	0	24
29	WASHIM	20404	20397	20397	0	7
30	BEED	35310	35255	35253	-2	57
31	SATARA	15360	15357	15355	-2	5
32	BHANDARA	65111	65092	65082	-10	29
33	LATUR	20680	20511	20471	-40	209
34	NASHIK	89722	89705	89658	-47	64
<b>Total</b>		<b>1414820</b>	<b>1411163</b>	<b>1411109</b>	<b>47</b>	<b>3711</b>

Remaining Sanction RANK

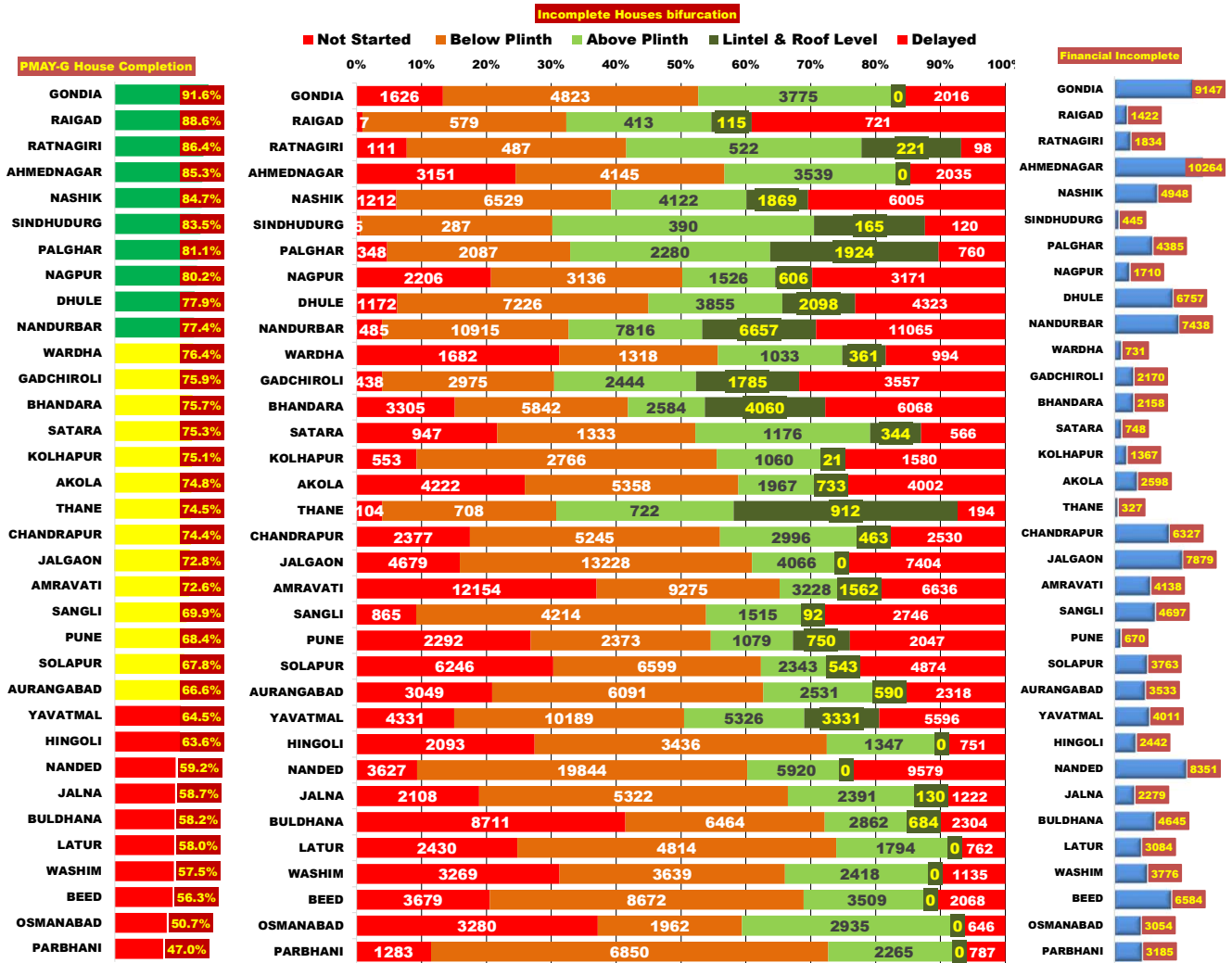
KOLHAPUR	0
SINDHUDURG	0
SATARA	5
RATNAGIRI	6
THANE	6
WASHIM	7
RAIGAD	9
NAGPUR	11
PUNE	13
AKOLA	14
JALNA	17
WARDHA	24
HINGOLI	26
BHANDARA	29
AHMEDNAGAR	34
BULDHANA	35
PARBHANI	37
BEED	57
DHULE	62
NASHIK	64
NANDED	73
GADCHIROLI	80
OSMANABAD	112
CHANDRAPUR	114
PALGHAR	127
AURANGABAD	129
SANGLI	150
YAVATMAL	173
LATUR	209
AMRAVATI	249
JALGAON	303
GONDIA	350
NANDURBAR	580
SOLAPUR	606

प्रधानमंत्री आवास योजना - ग्रामीण : भूमिहीन लाभार्थी अहवाल

Sr. No.	District	Google Sheet Report			AwaasSoft Report			
		Total Landless	Provided land	Remaining	Landless beneficiaries tagged in AwaasSoft	Landless beneficiaries provided land	Remaining Landless	Remaining Tag
1	DHULE	18	18	0	18	18	0	0
2	GADCHIROLI	8	8	0	8	8	0	0
3	NANDURBAR	0	0	0	0	0	0	0
4	PALGHAR	11	11	0	11	11	0	0
5	RAIGAD	6	6	0	6	6	0	0
6	RATNAGIRI	23	23	0	23	23	0	0
7	SINDHUDURG	420	420	0	420	420	0	0
8	KOLHAPUR	257	257	0	257	224	33	0
9	THANE	127	74	53	127	43	84	0
10	NANDED	362	277	85	362	242	120	0
11	BEED	212	101	111	212	72	140	0
12	SANGLI	437	143	294	431	141	290	6
13	PARBHANI	332	15	317	332	13	319	0
14	SATARA	1309	598	711	1309	630	679	0
15	NASHIK	1804	1454	350	1779	715	1064	25
16	HINGOLI	1713	787	926	1713	466	1247	0
17	JALNA	1413	165	1248	1381	85	1296	32
18	WARDHA	2819	1284	1535	2819	1216	1603	0
19	GONDIA	2450	2450	0	2450	765	1685	0
20	NAGPUR	5134	3397	1737	5088	3400	1688	46
21	CHANDRAPUR	2791	1463	1328	2752	965	1787	39
22	PUNE	2925	992	1933	2925	885	2040	0
23	LATUR	2320	13	2307	2299	60	2239	21
24	OSMANABAD	2470	104	2366	2470	56	2414	0
25	YAVATMAL	3437	1119	2318	3575	1094	2481	-138
26	BHANDARA	5825	3230	2595	5815	3213	2602	10
27	WASHIM	3477	865	2612	3477	850	2627	0
28	AURANGABAD	3328	1779	1549	3328	288	3040	0
29	AKOLA	7074	3842	3232	7074	3844	3230	0
30	AHMEDNAGAR	7762	4828	2934	7757	3365	4392	5
31	JALGAON	22889	20580	2309	22840	17498	5342	49
32	SOLAPUR	7960	2595	5365	7658	792	6866	302
33	BULDHANA	15256	8455	6801	15256	6953	8303	0
34	AMRAVATI	21560	11238	10322	21560	7236	14324	0
	<b>Total</b>	<b>127929</b>	<b>72591</b>	<b>55338</b>	<b>127532</b>	<b>55597</b>	<b>71935</b>	<b>535</b>

## प्रधानमंत्री आवास योजना ग्रामीण - पूर्ण घरकूले

Sr. No.	Division	Sanction	18.04.2023	19.04.2023	Daily Achievement	Remaining	Avg. Completed Per Day From 20.11.22 to Today	To be Completed in Per Day till 05.06.23
1	NASHIK DIV.	413720	328018	328172	154	85548	298	1820
2	AURANGABAD DIV.	237409	138976	139111	135	98298	210	2091
3	NAGPUR DIV.	291575	237211	237339	128	54236	195	1154
4	AMRAVATI DIV.	274552	185435	185558	123	88994	189	1893
5	PUNE DIV.	124215	87155	87237	82	36978	65	787
6	KONKAN DIV.	69638	57188	57244	56	12394	52	264
<b>Total</b>		<b>1411109</b>	<b>1033983</b>	<b>1034661</b>	<b>678</b>	<b>376448</b>	<b>1010</b>	<b>8010</b>



प्रधानमंत्री आवास योजना ग्रामीण - पूर्ण घरकूले

Sr. No.	District	Sanction	18.04.2023	19.04.2023	Daily Achievement	Remaining	Aug. Completed Per Day From 20.11.22 to Today	To be Completed in Per Day till 05.06.23
1	JALGAON	79446	57755	57806	51	21640	53	460
2	BHANDARA	65082	49244	49291	47	15791	35	336
3	WASHIM	20397	11695	11737	42	8660	25	184
4	SOLAPUR	48862	33091	33131	40	15731	21	335
5	AHMEDNAGAR	60758	51772	51806	34	8952	92	190
6	BEED	35253	19815	19849	34	15404	24	328
7	LATUR	20471	11837	11868	31	8603	23	183
8	NANDURBAR	118941	92038	92068	30	26873	42	572
9	YAVATMAL	65182	41983	42011	28	23171	57	493
10	NASHIK	89658	75899	75926	27	13732	61	292
11	CHANDRAPUR	43010	31958	31982	24	11028	38	235
12	GADCHIROLI	31618	23977	24001	24	7617	28	162
13	SANGLI	21782	15206	15229	23	6553	12	139
14	AMRAVATI	95463	69268	69290	22	26173	51	557
15	OSMANABAD	14394	7275	7297	22	7097	17	151
16	RATNAGIRI	9890	8529	8549	20	1341	16	29
17	PALGHAR	35185	28529	28546	17	6639	24	141
18	BULDHANA	44732	26006	26022	16	18710	33	398
19	PARBHANI	19060	8947	8963	16	10097	19	215
20	AKOLA	48778	36483	36498	15	12280	23	261
21	HINGOLI	18083	11483	11497	14	6586	17	140
22	NAGPUR	37102	29749	29763	14	7339	12	156
23	GONDIA	96142	88062	88075	13	8067	70	172
24	DHULE	64917	50554	50566	12	14351	50	305
25	THANE	9599	7142	7153	11	2446	4	52
26	KOLHAPUR	17685	13275	13285	10	4400	8	94
27	JALNA	24022	14092	14101	9	9921	24	211
28	SINDHUDURG	5142	4287	4295	8	847	4	18
29	AURANGABAD	36666	24399	24405	6	12261	35	261
30	WARDHA	18621	14221	14227	6	4394	11	93
31	SATARA	15355	11550	11555	5	3800	15	81
32	PUNE	20531	14033	14037	4	6494	10	138
33	NANDED	69460	41128	41131	3	28329	52	603
34	RAIGAD	9822	8701	8701	0	1121	4	24
<b>Total</b>		<b>1411109</b>	<b>1033983</b>	<b>1034661</b>	<b>678</b>	<b>376448</b>	<b>1010</b>	<b>8010</b>

राज्यपुरस्कृत आवास योजना ग्रामीण - मंजूरी

Sr. No.	Division	Target	18.04.2023	19.04.2023	Daily_Achievement	Remaining
1	NAGPUR DIV.	118393	89925	90499	574	27894
2	AURANGABAD DIV.	199331	164623	164874	251	34457
3	AMRAVATI DIV.	109702	93513	93636	123	16066
4	KONKAN DIV.	34732	30943	31020	77	3712
5	NASHIK DIV.	141360	110309	110372	63	30988
6	PUNE DIV.	65334	62993	62997	4	2337
<b>Total</b>		<b>668852</b>	<b>552306</b>	<b>553398</b>	<b>1092</b>	<b>115454</b>

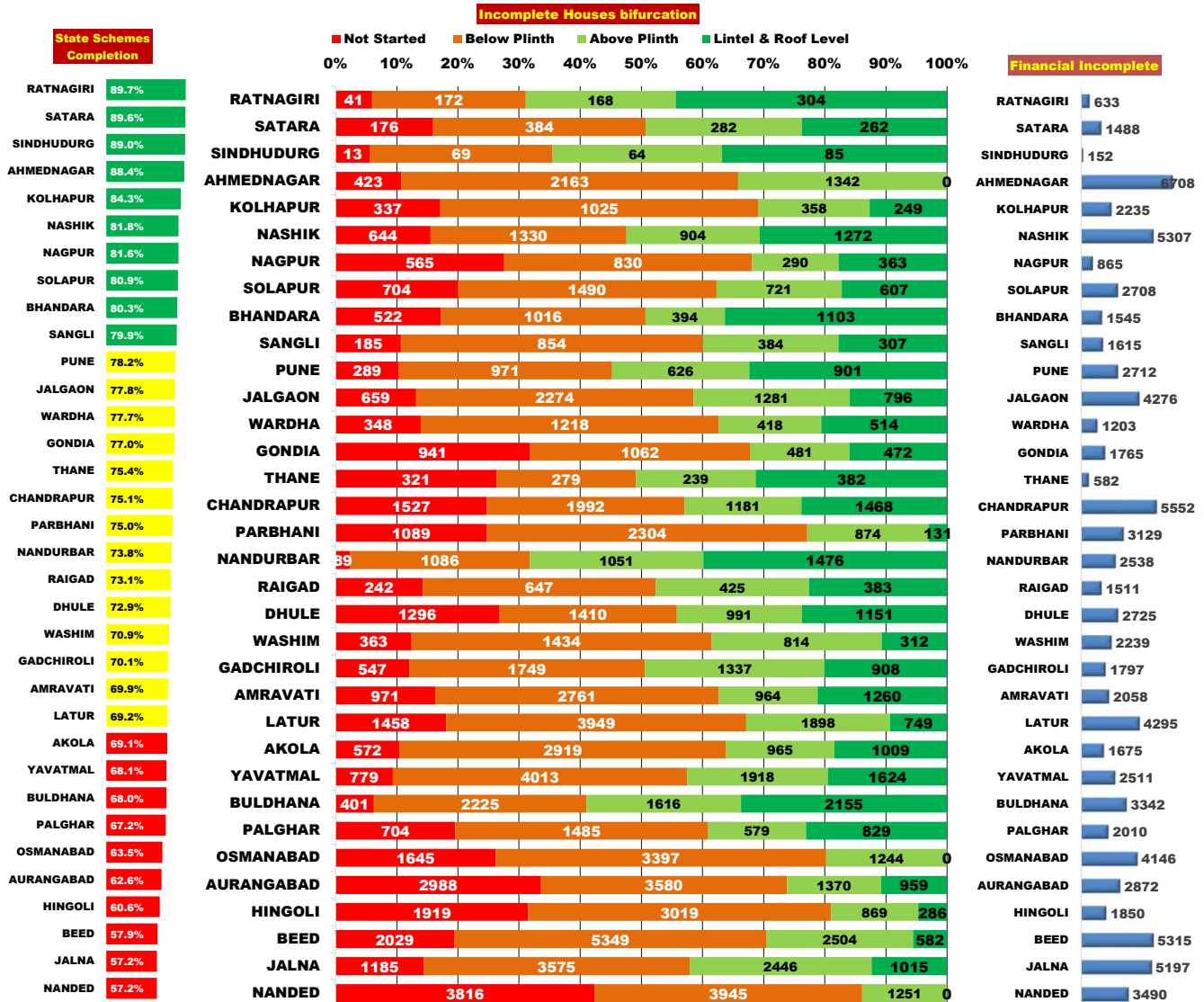
Sr. No.	District	Target	18.04.2023	19.04.2023	Daily_Achievement	Remaining
1	CHANDRAPUR	40285	24275	24745	470	15540
2	NANDED	26760	20698	20818	120	5942
3	AMRAVATI	23224	19700	19808	108	3416
4	RAIGAD	7406	6228	6302	74	1104
5	GONDIA	14246	12795	12854	59	1392
6	BEED	26878	24798	24843	45	2035
7	NAGPUR	16291	11073	11118	45	5173
8	DHULE	21790	17854	17895	41	3895
9	PARBHANI	19784	17587	17623	36	2161
10	LATUR	27171	26114	26136	22	1035
11	JALNA	20446	19185	19206	21	1240
12	NASHIK	32035	22812	22829	17	9206
13	YAVATMAL	29681	26098	26112	14	3569
14	AURANGABAD	26141	23795	23801	6	2340
15	PUNE	14672	12770	12774	4	1898
16	JALGAON	25659	22535	22538	3	3121
17	THANE	6264	4957	4960	3	1304
18	NANDURBAR	26578	14135	14137	2	12441
19	BULDHANA	21616	19969	19970	1	1646
20	OSMANABAD	24853	16979	16980	1	7873
21	AHMEDNAGAR	35298	32973	32973	0	2325
22	AKOLA	23681	17691	17691	0	5990
23	BHANDARA	17590	15392	15392	0	2198
24	GADCHIROLI	16834	15197	15197	0	1637
25	HINGOLI	27298	15467	15467	0	11831
26	KOLHAPUR	12565	12528	12528	0	37
27	PALGHAR	11792	10974	10974	0	818
28	RATNAGIRI	7129	6677	6677	0	452
29	SANGLI	8732	8603	8603	0	129
30	SATARA	10647	10647	10647	0	0
31	SINDHUDURG	2141	2107	2107	0	34
32	SOLAPUR	18718	18445	18445	0	273
33	WARDHA	13147	11193	11193	0	1954
34	WASHIM	11500	10055	10055	0	1445
<b>Total</b>		<b>668852</b>	<b>552306</b>	<b>553398</b>	<b>1092</b>	<b>115454</b>

Remaining Sanction RANK

SATARA	0
SINDHUDURG	34
KOLHAPUR	37
SANGLI	129
SOLAPUR	273
RATNAGIRI	452
PALGHAR	818
LATUR	1035
RAIGAD	1104
JALNA	1240
THANE	1304
GONDIA	1392
WASHIM	1445
GADCHIROLI	1637
BULDHANA	1646
PUNE	1898
WARDHA	1954
BEED	2035
PARBHANI	2161
BHANDARA	2198
AHMEDNAGAR	2325
AURANGABAD	2340
JALGAON	3121
AMRAVATI	3416
YAVATMAL	3569
DHULE	3895
NAGPUR	5173
NANDED	5942
AKOLA	5990
OSMANABAD	7873
NASHIK	9206
HINGOLI	11831
NANDURBAR	12441
CHANDRAPUR	15540

## राज्यपुरस्कृत आवास योजना ग्रामीण - पूर्ण घरकूले

Sr. No.	Division	Sanction	18.04.2023	19.04.2023	Daily_Achievement	Remaining	Avg. Completed Per Day From 20.11.22 to Today	To be Completed in Per Day till 05.06.23
1	AURANGABAD DIV.	164874	103560	103632	72	61242	90	1303
2	AMRAVATI DIV.	93636	64494	64561	67	29075	56	619
3	NAGPUR DIV.	90499	69208	69253	45	21246	45	452
4	NASHIK DIV.	110372	88779	88822	43	21550	72	459
5	PUNE DIV.	62997	51862	51885	23	11112	25	236
6	KONKAN DIV.	31020	23568	23589	21	7431	15	158
<b>Total</b>		<b>553398</b>	<b>401471</b>	<b>401742</b>	<b>271</b>	<b>151656</b>	<b>303</b>	<b>3227</b>





राज्यपुरस्कृत आवास योजना ग्रामीण - पूर्ण घरकूले

Sr. No.	District	Sanction	18.04.2023	19.04.2023	Daily Achievement	Remaining	Avg. Completed Per Day From 20.11.22 to Today	To be Completed in Per Day till 05.06.23
1	BULDHANA	19970	13550	13573	23	6397	17	136
2	AHMEDNAGAR	32973	29115	29133	18	3840	30	82
3	BEED	24843	14362	14379	17	10464	14	223
4	WASHIM	10055	7115	7132	17	2923	8	62
5	HINGOLI	15467	9359	9374	15	6093	6	130
6	JALGAON	22538	17514	17528	14	5010	12	107
7	AMRAVATI	19808	13841	13852	11	5956	9	127
8	OSMANABAD	16980	10767	10778	11	6202	11	132
9	GADCHIROLI	15197	10646	10656	10	4541	9	97
10	JALNA	19206	10975	10985	10	8221	25	175
11	RATNAGIRI	6677	5982	5992	10	685	3	15
12	CHANDRAPUR	24745	18568	18577	9	6168	13	131
13	LATUR	26136	18073	18082	9	8054	12	171
14	AKOLA	17691	12218	12226	8	5465	9	116
15	BHANDARA	15392	12349	12357	8	3035	4	65
16	GONDIA	12854	9890	9898	8	2956	8	63
17	YAVATMAL	26112	17770	17778	8	8334	13	177
18	NASHIK	22829	18672	18679	7	4150	13	88
19	PALGHAR	10974	7370	7377	7	3597	6	77
20	PARBHANI	17623	13218	13225	7	4398	4	94
21	WARDHA	11193	8688	8695	7	2498	7	53
22	SANGLI	8603	6867	6873	6	1730	4	37
23	PUNE	12774	9982	9987	5	2787	6	59
24	KOLHAPUR	12528	10555	10559	4	1969	3	42
25	SATARA	10647	9539	9543	4	1104	6	23
26	SOLAPUR	18445	14919	14923	4	3522	7	75
27	AURANGABAD	23801	14901	14904	3	8897	9	189
28	NAGPUR	11118	9067	9070	3	2048	3	44
29	NANDURBAR	14137	10432	10435	3	3702	6	79
30	THANE	4960	3736	3739	3	1221	2	26
31	DHULE	17895	13046	13047	1	4848	10	103
32	RAIGAD	6302	4604	4605	1	1697	3	36
33	NANDED	20818	11905	11905	0	8913	9	190
34	SINDHUDURG	2107	1876	1876	0	231	1	5
<b>Total</b>		<b>553398</b>	<b>401471</b>	<b>401742</b>	<b>271</b>	<b>151656</b>	<b>303</b>	<b>3227</b>

प्रधानमंत्री आवास योजना ग्रामीण - हप्ते वितरण

Sr. No.	Division	1st Installment (Daily Achivement)	1st Installment Remaining	2nd Installment (Daily Achivement)	2nd Installment Remaining	3rd Installment (Daily Achivement)	3rd Installment Remaining
1	NASHIK DIV.	50	11699	611	42043	437	23398
2	AMRAVATI DIV.	219	32621	452	34925	358	15801
3	AURANGABAD DIV.	47	21519	329	56991	212	22692
4	NAGPUR DIV.	57	11421	225	23339	301	14358
5	PUNE DIV.	33	10770	186	17285	110	7173
6	KONKAN DIV.	20	582	34	4148	41	4327
<b>Total</b>		<b>426</b>	<b>88612</b>	<b>1837</b>	<b>178731</b>	<b>1459</b>	<b>87749</b>

PMAY-G 1st Ins Pending

SINDHUDURG	5
RAIGAD	14
THANE	104
RATNAGIRI	111
PALGHAR	348
GADCHIROLI	413
KOLHAPUR	553
SANGLI	732
SATARA	947
DHULE	1172
NASHIK	1212
PARBHANI	1283
NANDURBAR	1485
GONDIA	1626
WARDHA	1682
NAGPUR	2071
JALNA	2078
HINGOLI	2093
PUNE	2292
CHANDRAPUR	2324
LATUR	2430
AURANGABAD	3049
AHMEDNAGAR	3151
WASHIM	3266
OSMANABAD	3280
BHANDARA	3305
NANDED	3627
BEED	3679
AKOLA	4222
YAVATMAL	4325
JALGAON	4679
SOLAPUR	6246
BULDHANA	8700
AMRAVATI	12108

PMAY-G 2nd Ins Pending

SINDHUDURG	287
RATNAGIRI	487
RAIGAD	579
THANE	708
WARDHA	1318
SATARA	1333
OSMANABAD	1962
PALGHAR	2087
PUNE	2373
KOLHAPUR	2766
GADCHIROLI	2975
NAGPUR	3136
HINGOLI	3436
WASHIM	3639
AHMEDNAGAR	4145
SANGLI	4214
LATUR	4814
GONDIA	4823
CHANDRAPUR	5245
JALNA	5322
AKOLA	5358
BHANDARA	5842
AURANGABAD	6091
BULDHANA	6464
NASHIK	6529
SOLAPUR	6599
PARBHANI	6850
DHULE	7226
BEED	8672
AMRAVATI	9275
YAVATMAL	10189
NANDURBAR	10915
JALGAON	13228
NANDED	19844

PMAY-G 3rd Ins Pending

SINDHUDURG	390
RAIGAD	413
RATNAGIRI	522
THANE	722
WARDHA	1033
KOLHAPUR	1060
PUNE	1079
SATARA	1176
HINGOLI	1347
SANGLI	1515
NAGPUR	1526
LATUR	1794
AKOLA	1967
PARBHANI	2265
PALGHAR	2280
SOLAPUR	2343
JALNA	2391
WASHIM	2418
GADCHIROLI	2444
AURANGABAD	2531
BHANDARA	2584
BULDHANA	2862
OSMANABAD	2935
CHANDRAPUR	2996
AMRAVATI	3228
BEED	3509
AHMEDNAGAR	3539
GONDIA	3775
DHULE	3855
JALGAON	4066
NASHIK	4122
YAVATMAL	5326
NANDED	5920
NANDURBAR	7816

प्रधानमंत्री आवास योजना ग्रामीण - हप्ते वितरण

Sr. No.	District	1st Installment (Daily Achivement)	1st Installment Remaining	2nd Installment (Daily Achivement)	2nd Installment Remaining	3rd Installment (Daily Achivement)	3rd Installment Remaining
1	YAVATMAL	126	4325	225	10189	144	5326
2	NANDURBAR	5	1485	211	10915	148	7816
3	NASHIK	15	1212	203	6529	132	4122
4	AMRAVATI	35	12108	125	9275	96	3228
5	DHULE	12	1172	83	7226	71	3855
6	JALNA	10	2078	121	5322	34	2391
7	BHANDARA	10	3305	67	5842	71	2584
8	JALGAON	2	4679	96	13228	38	4066
9	BULDHANA	22	8700	66	6464	38	2862
10	GONDIA	2	1626	45	4823	69	3775
11	CHANDRAPUR	22	2324	35	5245	55	2996
12	BEED	13	3679	76	8672	22	3509
13	AKOLA	21	4222	29	5358	59	1967
14	SANGLI	0	732	69	4214	21	1515
15	NANDED	18	3627	39	19844	30	5920
16	AURANGABAD	0	3049	38	6091	47	2531
17	WARDHA	8	1682	24	1318	51	1033
18	AHMEDNAGAR	16	3151	18	4145	48	3539
19	LATUR	2	2430	29	4814	47	1794
20	SATARA	3	947	34	1333	34	1176
21	SOLAPUR	23	6246	37	6599	8	2343
22	GADCHIROLI	1	413	33	2975	32	2444
23	PUNE	5	2292	25	2373	30	1079
24	NAGPUR	14	2071	21	3136	23	1526
25	PARBHANI	2	1283	23	6850	23	2265
26	RATNAGIRI	8	111	18	487	17	522
27	WASHIM	15	3266	7	3639	21	2418
28	KOLHAPUR	2	553	21	2766	17	1060
29	PALGHAR	8	348	7	2087	4	2280
30	SINDHUDURG	0	5	6	287	8	390
31	RAIGAD	4	14	3	579	4	413
32	OSMANABAD	0	3280	2	1962	6	2935
33	THANE	0	104	0	708	8	722
34	HINGOLI	2	2093	1	3436	3	1347
	<b>Total</b>	<b>426</b>	<b>88612</b>	<b>1837</b>	<b>178731</b>	<b>1459</b>	<b>87749</b>

राज्यपुरस्कृत आवास योजना ग्रामीण - हप्ते वितरण

Sr. No.	Division	1st Installment (Daily Achivement)	1st Installment Remaining	2nd Installment (Daily Achivement)	2nd Installment Remaining	3rd Installment (Daily Achivement)	3rd Installment Remaining
1	KONKAN DIV.	8	1321	8	2652	9	1475
2	AMRAVATI DIV.	0	3086	7	13352	7	6277
3	NASHIK DIV.	0	3111	0	8263	2	5569
4	PUNE DIV.	0	1691	0	4724	2	2371
5	NAGPUR DIV.	0	4450	0	7867	1	4101
6	AURANGABAD DIV.	0	16129	0	29118	0	12456
<b>Total</b>		<b>8</b>	<b>29788</b>	<b>15</b>	<b>65976</b>	<b>21</b>	<b>32249</b>

State Schemes 1st Ins Pending

SINDHUDURG	13
RATNAGIRI	41
NANDURBAR	89
SATARA	176
SANGLI	185
RAIGAD	242
PUNE	289
THANE	321
KOLHAPUR	337
WARDHA	348
WASHIM	363
BULDHANA	401
AHMEDNAGAR	423
BHANDARA	522
GADCHIROLI	547
NAGPUR	565
AKOLA	572
NASHIK	644
JALGAON	659
PALGHAR	704
SOLAPUR	704
YAVATMAL	779
GONDIA	941
AMRAVATI	971
PARBHANI	1089
JALNA	1185
DHULE	1296
LATUR	1458
CHANDRAPUR	1527
OSMANABAD	1645
HINGOLI	1919
BEED	2029
AURANGABAD	2988
NANDED	3816

State Schemes 2nd Ins Pending

SINDHUDURG	69
RATNAGIRI	172
THANE	279
SATARA	384
RAIGAD	647
NAGPUR	830
SANGLI	854
PUNE	971
BHANDARA	1016
KOLHAPUR	1025
GONDIA	1062
NANDURBAR	1086
WARDHA	1218
NASHIK	1330
DHULE	1410
WASHIM	1434
PALGHAR	1485
SOLAPUR	1490
GADCHIROLI	1749
CHANDRAPUR	1992
AHMEDNAGAR	2163
BULDHANA	2225
JALGAON	2274
PARBHANI	2304
AMRAVATI	2761
AKOLA	2919
HINGOLI	3019
OSMANABAD	3397
JALNA	3575
AURANGABAD	3580
NANDED	3945
LATUR	3949
YAVATMAL	4013
BEED	5349

State Schemes 3rd Ins Pending

SINDHUDURG	64
RATNAGIRI	168
THANE	239
SATARA	282
NAGPUR	290
KOLHAPUR	358
SANGLI	384
BHANDARA	394
WARDHA	418
RAIGAD	425
GONDIA	481
PALGHAR	579
PUNE	626
SOLAPUR	721
WASHIM	814
HINGOLI	869
PARBHANI	874
NASHIK	904
AMRAVATI	964
AKOLA	965
DHULE	991
NANDURBAR	1051
CHANDRAPUR	1181
OSMANABAD	1244
NANDED	1251
JALGAON	1281
GADCHIROLI	1337
AHMEDNAGAR	1342
AURANGABAD	1370
BULDHANA	1616
LATUR	1898
YAVATMAL	1918
JALNA	2446
BEED	2504

राज्यपुरस्कृत आवास योजना ग्रामीण -हप्ते वितरण

Sr. No.	District	1st Installment (Daily Achivement)	1st Installment Remaining	2nd Installment (Daily Achivement)	2nd Installment Remaining	3rd Installment (Daily Achivement)	3rd Installment Remaining
1	THANE	8	321	7	279	9	239
2	YAVATMAL	0	779	7	4013	5	1918
3	AMRAVATI	0	971	0	2761	2	964
4	JALGAON	0	659	0	2274	2	1281
5	PUNE	0	289	0	971	2	626
6	GADCHIROLI	0	547	0	1749	1	1337
7	RATNAGIRI	0	41	1	172	0	168
8	AHMEDNAGAR	0	423	0	2163	0	1342
9	AKOLA	0	572	0	2919	0	965
10	AURANGABAD	0	2988	0	3580	0	1370
11	BEED	0	2029	0	5349	0	2504
12	BHANDARA	0	522	0	1016	0	394
13	BULDHANA	0	401	0	2225	0	1616
14	CHANDRAPUR	0	1527	0	1992	0	1181
15	DHULE	0	1296	0	1410	0	991
16	GONDIA	0	941	0	1062	0	481
17	HINGOLI	0	1919	0	3019	0	869
18	JALNA	0	1185	0	3575	0	2446
19	KOLHAPUR	0	337	0	1025	0	358
20	LATUR	0	1458	0	3949	0	1898
21	NAGPUR	0	565	0	830	0	290
22	NANDED	0	3816	0	3945	0	1251
23	NANDURBAR	0	89	0	1086	0	1051
24	NASHIK	0	644	0	1330	0	904
25	OSMANABAD	0	1645	0	3397	0	1244
26	PALGHAR	0	704	0	1485	0	579
27	PARBHANI	0	1089	0	2304	0	874
28	RAIGAD	0	242	0	647	0	425
29	SANGLI	0	185	0	854	0	384
30	SATARA	0	176	0	384	0	282
31	SINDHUDURG	0	13	0	69	0	64
32	SOLAPUR	0	704	0	1490	0	721
33	WARDHA	0	348	0	1218	0	418
34	WASHIM	0	363	0	1434	0	814
	<b>Total</b>	<b>8</b>	<b>29788</b>	<b>15</b>	<b>65976</b>	<b>21</b>	<b>32249</b>

## प्रधानमंत्री आवास योजना ग्रामीण - Delayed Houses

